

8, Light Bulb Decoration, p. 8

Jump, December 2022



download free at www.gradus.cz

1. Sort out: *moss, gloves, saw, pliers, hot glue gun, pebbles, sand, soil.*

Tools	Safety clothes	What you put inside the bulb

2. Fill in missing verbs: *take out, put (2x), cut off, glue, wear, add (2x), water,*

Then listen and check.

- _____ the metal end of the bulb. Be careful! Wear gloves.
- _____ the inside of the bulb.
- _____ the bulb on the wood.
- _____ sand inside the bulb.
- _____ pebbles inside the bulb.
- _____ soil.
- _____ moss.
- _____ it once a week.

3. Match the pictures to the instructions 1 – 5. in exercise 2. Write 1 to 5.

8, Light Bulb Decoration, p. 8

Jump, December 2022

SOLUTIONS

1. Sort out: *moss, gloves, saw, pliers, hot glue gun, pebbles, sand, soil.*






Tools	Safety clothes	What you put inside the bulb
saw	gloves	moss
pliers		pebbles
hot glue gun		sand
		soil

2. Fill in missing verbs: *take out, put (2x), cut off, glue, wear, add (2x), water,*

Then listen and check.

1. **Cut off** the metal end of the bulb. Be careful! Wear gloves.
2. **Take out** the inside of the bulb.
3. **Glue** the bulb on the wood.
4. **Put** sand inside the bulb.
5. **Put** pebbles inside the bulb.
6. **Add** soil.
7. **Add** moss.
8. **Water** it once a week.

3. Match the pictures to the instructions 1. – 5. in exercise 2. Write 1 to 5.

				
2	3	1	5	4